

Budget02a

Budget History

Model BR24-01 2024 Revised Budget

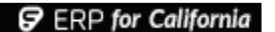
FD-RESR-Y-OBJT-GOAL-FUNC-S-M-CC	Description	2022/23 Actual	2023/24 Original Budget	2023/24 Revised Budget	2023/24 Actual	2023/24 Model
<b>Fund 01 - GeneralFund</b>						
<b>Starting Balance</b>						
01- - - 9791- - - - -	,BeginningFdBal		4,283,425	4,975,091	4,975,091	4,975,091
01- 1000- 0- 9791- - - - -	JPAAdministrat,Beginning	1,280,458-				*
01- 1000- 0- 9791- 0000- 0000- 0- 2- 10	JPAAdministrat,Beginning	4,265,803				*
01- 2000- 0- 9791- - - - -	EmployeeBenefit,Beginni	2,221,779				*
	<b>Total Starting Balance</b>	<b>5,207,124</b>	<b>4,283,425</b>	<b>4,975,091</b>	<b>4,975,091</b>	<b>4,975,091</b>
<b>Revenue</b>						
01- 1000- 0- 8660- 1000- 0000- 0- 0- 00	JPAAdministrat,Interest,L	91,878	90,000	90,000	50,703	90,000
01- 1000- 0- 8662- 1000- - - -	JPAAdministrat,AdjToFm	7,038				*
01- 2000- 0- 8671- 2100- 0000- 0- 0- 00	EmployeeBenefit,Medical	56,661,201	59,203,000	59,979,000	24,741,224	59,979,000
01- 2000- 0- 8672- 2200- 0000- 0- 0- 00	EmployeeBenefit,DentalC	5,767,424	5,757,000	5,866,000	2,461,932	5,866,000
01- 2000- 0- 8673- 2300- 0000- 0- 0- 00	EmployeeBenefit,VisionC	983,636	981,000	1,009,000	422,683	1,009,000
01- 2000- 0- 8677- 2400- 0000- 0- 0- 00	EmployeeBenefit,LifeInsu	218,735	236,400	229,000	95,750	229,000
01- 2000- 0- 8680- 2400- 0000- 0- 0- 00	EmployeeBenefit,STD/LT	229,545	232,800	248,000	102,156	248,000
01- 2000- 0- 8682- 2500- 0000- 0- 0- 00	EmployeeBenefit,VolBenu	107,477	92,400	237,000	91,471	237,000
01- 2000- 0- 8689- 2900- 2120- 0- 0- 00	EmployeeBenefit,DOTCh	15,298	8,000	8,000	1,860	8,000
01- 2000- 0- 8698- 2900- 2130- 0- 0- 00	EmployeeBenefit,TB MMI	10,436	3,100	3,100	7,460	3,100
01- 1000- 0- 8699- 1000- 0000- 0- 0- 00	JPAAdministrat,OtherIncc	580			277-	*
01- 2000- 0- 8699- 2100- 0000- 0- 0- 00	EmployeeBenefit,OtherIn	3,575				*
01- 2000- 0- 8699- 2100- 2110- 0- 0- 00	EmployeeBenefit,OtherIn	*	100	100	271	100
01- 2000- 0- 8699- 2100- 2110- 1- 2- 00	EmployeeBenefit,OtherIn	289	*	*	*	*
	<b>Total Revenue</b>	<b>64,097,112</b>	<b>66,603,800</b>	<b>67,669,200</b>	<b>27,975,233</b>	<b>67,669,200</b>
<b>Expense</b>						
01- 2000- 0- 2200- 2100- 2110- 0- 0- 00	EmployeeBenefit,Classific	60,772	350,000	382,273	188,944	382,273
01- 2000- 0- 2220- 2100- 2110- 0- 0- 00	EmployeeBenefit,Support	6,232			565	*
01- 1000- 0- 2300- 1000- 0000- 0- 0- 00	JPAAdministrat,Classific	239,612	248,781	248,668	126,512	248,668
01- 2000- 0- 2900- 2100- 2110- 0- 0- 00	EmployeeBenefit,OtherCl	151,972	950,000	986,724	493,401	986,724
01- 2000- 0- 2930- 2100- 2110- 0- 0- 00	EmployeeBenefit,Other C	2,332			4,599	*
01- 1000- 0- 3202- 1000- 0000- 0- 0- 00	JPAAdministrat,PERS,Ur	7,838	25,793	28,757	44,465	28,757
01- 2000- 0- 3202- 2100- 2110- 0- 0- 00	EmployeeBenefit,PERS,L	15,950		105,375	49,173	105,375
01- 1000- 0- 3302- 1000- 0000- 0- 0- 00	JPAAdministrat,OASDIM	5,879	14,091	4,734	2,522	4,734
01- 2000- 0- 3302- 2100- 2110- 0- 0- 00	EmployeeBenefit,OASDI	13,407		72,217	41,882	72,217
01- 1000- 0- 3312- 1000- 0000- 0- 0- 00	JPAAdministrat,Medicare	5,240	3,607	3,258	1,688	3,258
01- 2000- 0- 3312- 2100- 2110- 0- 0- 00	EmployeeBenefit,Medical	3,136		19,526	9,795	19,526

! denotes Account has an expiration date

\* denotes missing Account

E denotes edited in BAE

Selection Grouped by Account Type, (Org = 9, Restricted? = Y, Control? = N, Object Digit = 0)



Budget02a

Budget History

Model BR24-01 2024 Revised Budget

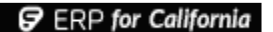
FD-RESR-Y-OBJT-GOAL-FUNC-S-M-CC	Description	2022/23 Actual	2023/24 Original Budget	2023/24 Revised Budget	2023/24 Actual	2023/24 Model
Fund 01 - GeneralFund (continued)						
<b>Expense (continued)</b>						
01- 1000- 0- 3402- 1000- 0000- 0- 0- 00	JPAAdministrat,HealthIns	4,651	13,116	13,332	6,666	13,332
01- 2000- 0- 3402- 2100- 2110- 0- 0- 00	EmployeeBenefit,HealthI	13,753		95,057	47,412	95,057
01- 1000- 0- 3502- 1000- 0000- 0- 0- 00	JPAAdministrat,Unemplo	1,137	370	117	60	117
01- 2000- 0- 3502- 2100- 2110- 0- 0- 00	EmployeeBenefit,Unempl	1,074		676	340	676
01- 1000- 0- 3602- 1000- 0000- 0- 0- 00	JPAAdministrat,WorkersC	5,370	5,722	5,918	3,011	5,918
01- 2000- 0- 3602- 2100- 2110- 0- 0- 00	EmployeeBenefit,Worker	5,090		32,582	16,363	32,582
01- 1000- 0- 3752- 1000- 0000- 0- 0- 00	JPAAdministrat,OPEBAcl	5,550				*
01- 2000- 0- 3752- 2100- 2110- 0- 0- 00	EmployeeBenefit,OPEBA	49,314				*
01- 1000- 0- 3902- 1000- 0000- 0- 0- 00	JPAAdministrat,OtherBer	848	2,820	128	64	128
01- 2000- 0- 3902- 2100- 2110- 0- 0- 00	EmployeeBenefit,OtherBe	100	325,000	665	333	665
01- 1000- 0- 4300- 1000- 0000- 0- 0- 00	JPAAdministrat,OfficeSup	2,788	1,300	1,300	586	1,300
01- 2000- 0- 4300- 2000- 0000- 0- 0- 00	EmployeeBenefit,OfficeS	288				*
01- 2000- 0- 4300- 2100- 0000- 0- 0- 00	EmployeeBenefit,OfficeS	22				*
01- 2000- 0- 4300- 2100- 2110- 0- 0- 00	EmployeeBenefit,OfficeS	2,923			1,343	*
01- 2000- 0- 4300- 2100- 2110- 1- 0- 00	EmployeeBenefit,OfficeS	*	3,000	3,000	2,376	3,000
01- 2000- 0- 4300- 2100- 2110- 1- 2- 00	EmployeeBenefit,OfficeS	10,412	*	*	*	*
01- 2000- 0- 4300- 2100- 2110- 2- 0- 00	EmployeeBenefit,OfficeS	*	700	700	108	700
01- 2000- 0- 4300- 2100- 2110- 2- 2- 00	EmployeeBenefit,OfficeS	2,252	*	*	*	*
01- 2000- 0- 4300- 2100- 2120- 0- 0- 00	EmployeeBenefit,OfficeS	*			149	*
01- 1000- 0- 4302- 1000- 0000- 0- 0- 00	JPAAdministrat,Postage,I	1,427	800	800	199	800
01- 2000- 0- 4302- 2000- 0000- 0- 0- 00	EmployeeBenefit,Postage	39			52	*
01- 2000- 0- 4302- 2100- 0000- 0- 0- 00	EmployeeBenefit,Postage	88				*
01- 2000- 0- 4302- 2100- 2110- 1- 0- 00	EmployeeBenefit,Postage	*	200	200	9	200
01- 2000- 0- 4302- 2100- 2110- 1- 2- 00	EmployeeBenefit,Postage	7	*	*	*	*
01- 2000- 0- 4302- 2100- 2110- 2- 0- 00	EmployeeBenefit,Postage	*	200	200		200
01- 1000- 0- 4303- 1000- 0000- 0- 0- 00	JPAAdministrat,CopyingF	3,287	2,200	2,200	1,024	2,200
01- 2000- 0- 4303- 2100- 2110- 1- 0- 00	EmployeeBenefit,Copying	*	1,400	1,400	606	1,400
01- 2000- 0- 4303- 2100- 2110- 1- 2- 00	EmployeeBenefit,Copying	1,245	*	*	*	*
01- 1000- 0- 4305- 1000- 0000- 0- 0- 00	JPAAdministrat,Custodial	270	500	500	47	500
01- 2000- 0- 4305- 2100- 2110- 1- 0- 00	EmployeeBenefit,Custodi	*	800	800	544	800
01- 2000- 0- 4305- 2100- 2110- 1- 2- 00	EmployeeBenefit,Custodi	893	*	*	*	*
01- 2000- 0- 4305- 2100- 2110- 2- 0- 00	EmployeeBenefit,Custodi	*	500	500	203	500
01- 2000- 0- 4305- 2100- 2110- 2- 2- 00	EmployeeBenefit,Custodi	335	*	*	*	*
01- 2000- 0- 4306- 2100- 2110- 1- 0- 00	EmployeeBenefit,Medical	*	41,000	41,000	29,270	41,000

! denotes Account has an expiration date

\* denotes missing Account

E denotes edited in BAE

Selection Grouped by Account Type, (Org = 9, Restricted? = Y, Control? = N, Object Digit = 0)



Budget02a

Budget History

Model BR24-01 2024 Revised Budget

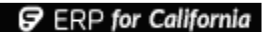
FD-RESR-Y-OBJT-GOAL-FUNC-S-M-CC	Description	2022/23 Actual	2023/24 Original Budget	2023/24 Revised Budget	2023/24 Actual	2023/24 Model
Fund 01 - GeneralFund (continued)						
<b>Expense (continued)</b>						
01-2000-0-4306-2100-2110-1-2-00	EmployeeBenefit,Medical	26,067	*	*	*	*
01-2000-0-4306-2100-2110-2-0-00	EmployeeBenefit,Medical	*	18,000	18,000	5,664	18,000
01-2000-0-4306-2100-2110-2-2-00	EmployeeBenefit,Medical	10,027	*	*	*	*
01-2000-0-4307-2100-2110-1-0-00	EmployeeBenefit,HWC D	*	50,000	50,000	28,183	50,000
01-2000-0-4307-2100-2110-1-0-00	EmployeeBenefit,HWC D	35	*	*	*	*
01-2000-0-4307-2100-2110-2-0-00	EmployeeBenefit,HWC D	11	*	*	*	*
01-2000-0-4307-2100-2110-2-0-00	EmployeeBenefit,HWC D	20,666	20,000	20,000	8,895	20,000
01-1000-0-4400-1000-0000-0-0-00	JPAAdministrat,NonCapE	244	1,500	1,500	214	1,500
01-2000-0-4400-2100-2110-0-0-00	EmployeeBenefit,NonCaç	17,205	*	*	*	*
01-2000-0-4400-2100-2110-1-0-00	EmployeeBenefit,NonCaç	*	1,200	1,200	4,487	1,200
01-2000-0-4400-2100-2110-1-2-00	EmployeeBenefit,NonCaç	10,025	*	*	*	*
01-2000-0-4400-2100-2110-2-0-00	EmployeeBenefit,NonCaç	*	1,200	1,200		1,200
01-2000-0-4400-2100-2110-2-2-00	EmployeeBenefit,NonCaç	4,070	*	*	*	*
01-1000-0-5201-1000-0000-0-0-00	JPAAdministrat,Conferen	2,615	1,000	1,000	1,587	1,000
01-2000-0-5201-2100-0000-0-0-00	EmployeeBenefit,Confere	1,240				*
01-2000-0-5201-2100-2110-0-0-00	EmployeeBenefit,Confere	*	3,000	3,000		3,000
01-1000-0-5210-1000-0000-0-0-00	JPAAdministrat,TravelNo	953	2,000	2,000		2,000
01-2000-0-5210-2000-0000-0-0-00	EmployeeBenefit,TravelN	254			197	*
01-2000-0-5210-2100-0000-0-0-00	EmployeeBenefit,TravelN	131			751	*
01-2000-0-5210-2100-2110-0-0-00	EmployeeBenefit,TravelN	*	700	700	31	700
01-2000-0-5210-2100-2110-1-0-00	EmployeeBenefit,TravelN				51	*
01-2000-0-5210-2100-2110-2-0-00	EmployeeBenefit,TravelN	332			675	*
01-2000-0-5210-2900-2120-0-0-00	EmployeeBenefit,TravelN	303	300	300	108	300
01-1000-0-5300-1000-0000-0-0-00	JPAAdministrat,Dues&Me	2,000	2,000	2,000	2,770	2,000
01-2000-0-5300-2000-2300-0-0-00	EmployeeBenefit,Dues&M	800				
01-2000-0-5300-2100-2110-0-0-00	EmployeeBenefit,Dues&M	1,012	1,700	1,700	750	1,700
01-1000-0-5400-1000-0000-0-0-00	JPAAdministrat,Insurance	2,603	2,900	2,900	3,022	2,900
01-2000-0-5403-2400-0000-0-0-00	EmployeeBenefit,LifeInsu	222,285	236,400	229,000	97,060	229,000
01-2000-0-5406-2100-0000-0-0-00	EmployeeBenefit,SISC M	53,713,079	56,077,000	56,515,000	23,295,721	56,515,000
01-2000-0-5407-2400-0000-0-0-00	EmployeeBenefit,STD LT	225,961	232,800	248,000	100,071	248,000
01-2000-0-5409-2500-0000-0-0-00	EmployeeBenefit,Vol Aml	55,496	58,800	71,000	27,664	71,000
01-2000-0-5410-2500-0000-0-0-00	EmployeeBenefit,Vol Pet	25,111	33,600	49,000	22,526	49,000
01-2000-0-5411-2100-2110-0-0-00	EmployeeBenefit,Medical	4,797	55,000	55,000	63,651	55,000
01-2000-0-5412-2500-0000-0-0-00	EmployeeBenefit,LTC Wf	29,489		117,000	44,275	117,000

! denotes Account has an expiration date

\* denotes missing Account

E denotes edited in BAE

Selection Grouped by Account Type, (Org = 9, Restricted? = Y, Control? = N, Object Digit = 0)



Budget02a

Budget History

Model BR24-01 2024 Revised Budget

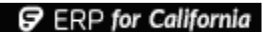
FD-RESR-Y-OBJT-GOAL-FUNC-S-M-CC	Description	2022/23 Actual	2023/24 Original Budget	2023/24 Revised Budget	2023/24 Actual	2023/24 Model
Fund 01 - GeneralFund (continued)						
<b>Expense (continued)</b>						
01-1000-0-5501-1000-0000-0-0-00	JPAAdministrat,Telephon	1,796	1,600	1,600	699	1,600
01-2000-0-5501-2100-2110-1-0-00	EmployeeBenefit,Telephc	*	1,000	1,000	396	1,000
01-2000-0-5501-2100-2110-1-2-00	EmployeeBenefit,Telephc	1,041	*	*	*	*
01-2000-0-5501-2100-2110-2-0-00	EmployeeBenefit,Telephc	*	1,300	1,300	449	1,300
01-2000-0-5501-2100-2110-2-2-00	EmployeeBenefit,Telephc	1,154	*	*	*	*
01-2000-0-5502-2100-2110-0-0-00	EmployeeBenefit,Garbag	*			135	*
01-2000-0-5502-2100-2110-1-0-00	EmployeeBenefit,Garbag	3,472	3,800	3,800	1,401	3,800
01-2000-0-5502-2100-2110-1-2-00	EmployeeBenefit,Garbag	310	*	*	*	*
01-2000-0-5502-2100-2110-2-0-00	EmployeeBenefit,Garbag	1,354	1,900	1,900	1,015	1,900
01-1000-0-5503-1000-0000-0-0-00	JPAAdministrat,Water,Un	132	150	150	63	150
01-2000-0-5503-2100-2110-1-0-00	EmployeeBenefit,Water,L	*	1,200	1,200	627	1,200
01-2000-0-5503-2100-2110-1-2-00	EmployeeBenefit,Water,E	1,308	*	*	*	*
01-2000-0-5503-2100-2110-2-0-00	EmployeeBenefit,Water,L	*	300	300	91	300
01-2000-0-5503-2100-2110-2-2-00	EmployeeBenefit,Water,E	334	*	*	*	*
01-1000-0-5504-1000-0000-0-0-00	JPAAdministrat,Gas&Ele	4,815	4,200	4,200	1,804	4,200
01-2000-0-5504-2100-2110-1-0-00	EmployeeBenefit,Gas&El	*	12,300	12,300	4,877	12,300
01-2000-0-5504-2100-2110-1-2-00	EmployeeBenefit,Gas&El	10,074	*	*	*	*
01-2000-0-5504-2100-2110-2-0-00	EmployeeBenefit,Gas&El	*	3,600	3,600	2,204	3,600
01-2000-0-5504-2100-2110-2-2-00	EmployeeBenefit,Gas&El	3,808	*	*	*	*
01-1000-0-5505-1000-0000-0-0-00	JPAAdministrat,InternetS	222	300	300	742	300
01-2000-0-5505-2100-2110-1-0-00	EmployeeBenefit,Internet	*	2,000	2,000		2,000
01-2000-0-5505-2100-2110-1-2-00	EmployeeBenefit,Internet	1,945	*	*	*	*
01-2000-0-5505-2100-2110-2-0-00	EmployeeBenefit,Internet		1,700	1,700		1,700
01-2000-0-5505-2100-2110-2-2-00	EmployeeBenefit,Internet	1,845	*	*	*	*
01-1000-0-5506-1000-0000-0-0-00	JPAAdministrat,Custodial	1,255	1,400	1,400	627	1,400
01-2000-0-5506-2100-2110-1-0-00	EmployeeBenefit,Custodi	*	5,500	5,500	3,063	5,500
01-2000-0-5506-2100-2110-1-2-00	EmployeeBenefit,Custodi	6,125	*	*	*	*
01-2000-0-5506-2100-2110-2-0-00	EmployeeBenefit,Custodi	*	3,000	3,000	1,680	3,000
01-2000-0-5506-2100-2110-2-2-00	EmployeeBenefit,Custodi	3,360	*	*	*	*
01-2000-0-5508-2100-2110-2-0-00	EmployeeBenefit,Pest Cc	*	500	500	240	500
01-2000-0-5508-2100-2110-2-2-00	EmployeeBenefit,Pest Cc	440	*	*	*	*
01-1000-0-5600-1000-0000-0-0-00	JPAAdministrat,Rents,Un	18,820	19,500	19,500	9,693	19,500
01-2000-0-5600-2100-2110-0-0-00	EmployeeBenefit,Rents,L	*			23,189	*
01-2000-0-5600-2100-2110-0-2-00	EmployeeBenefit,Rents,E	237-	*	*	*	*

! denotes Account has an expiration date

\* denotes missing Account

E denotes edited in BAE

Selection Grouped by Account Type, (Org = 9, Restricted? = Y, Control? = N, Object Digit = 0)



Budget02a

Budget History

Model BR24-01 2024 Revised Budget

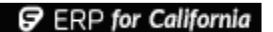
FD-RESR-Y-OBJT-GOAL-FUNC-S-M-CC	Description	2022/23 Actual	2023/24 Original Budget	2023/24 Revised Budget	2023/24 Actual	2023/24 Model
Fund 01 - GeneralFund (continued)						
<b>Expense (continued)</b>						
01-2000-0-5600-2100-2110-1-0-00	EmployeeBenefit,Rents,L	50,884	62,400	62,400	26,207	62,400
01-2000-0-5600-2100-2110-2-0-00	EmployeeBenefit,Rents,L	20,124	20,700	20,700	12,288	20,700
01-1000-0-5800-1000-0000-0-0-00	JPAAdministrat,OtherSer	2,531	13,750	13,750	8,301	13,750
01-2000-0-5800-2000-0000-0-0-00	EmployeeBenefit,OtherSe	1,446			1,429	*
01-2000-0-5800-2100-2110-0-0-00	EmployeeBenefit,OtherSe	47,717	453,300	364,725	71,457	364,725
01-2000-0-5800-2100-2110-1-0-00	EmployeeBenefit,OtherSe	*	500	500	759	500
01-2000-0-5800-2100-2110-1-2-00	EmployeeBenefit,OtherSe	1,147	*	*	*	*
01-2000-0-5800-2100-2110-2-0-00	EmployeeBenefit,OtherSe	*	500	500	60	500
01-2000-0-5800-2100-2110-2-2-00	EmployeeBenefit,OtherSe	45	*	*	*	*
01-2000-0-5800-2100-2300-0-0-00	EmployeeBenefit,OtherSe	343	600	600	245	600
01-2000-0-5800-2900-2120-0-0-00	EmployeeBenefit,OtherSe	*			285	*
01-2000-0-5800-2900-2120-0-2-00	EmployeeBenefit,OtherSe	40	*	*	*	*
01-2000-0-5802-2100-2110-2-0-00	EmployeeBenefit,Alarm,L	*	500	500	252	500
01-2000-0-5802-2100-2110-2-2-00	EmployeeBenefit,Alarm,E	378	*	*	*	*
01-1000-0-5803-1000-0000-0-0-00	JPAAdministrat,BCOECo	8,161	25,000	25,000	9,231	25,000
01-1000-0-5807-1000-0000-0-0-00	JPAAdministrat,Actuarial,	700	800	800	700	800
01-2000-0-5807-2200-0000-0-0-00	EmployeeBenefit,Actuariz		1,000	1,000		1,000
01-2000-0-5807-2300-0000-0-0-00	EmployeeBenefit,Actuariz		1,000	1,000		1,000
01-2000-0-5808-2100-2300-0-0-00	EmployeeBenefit,Wellbez	56,766	14,400	15,468	15,468	15,468
01-2000-0-5810-2000-0000-0-0-00	EmployeeBenefit,Consult	30,000	30,000	30,000	15,000	30,000
01-1000-0-5811-1000-0000-0-0-00	JPAAdministrat,Financial,	16,630	18,500	18,500	18,000	18,500
01-1000-0-5812-1000-0000-0-0-00	JPAAdministrat,LegalCns		1,000	1,000		1,000
01-2000-0-5812-2100-2110-0-0-00	EmployeeBenefit,LegalCr	*	5,000	5,000		5,000
01-2000-0-5812-2100-2110-5-2-00	EmployeeBenefit,LegalCr	4,221	*	*	*	*
01-1000-0-5813-1000-0000-0-0-00	JPAAdministrat,Gasb75S	1,500	600	600		600
01-2000-0-5815-2100-0000-0-0-00	EmployeeBenefit,Medical	119,698	127,000	127,000	53,713	127,000
01-2000-0-5818-2100-2110-1-0-00	EmployeeBenefit,Banking	*	2,000	2,000		2,000
01-2000-0-5818-2100-2110-2-0-00	EmployeeBenefit,Banking	1,772	2,000	2,000		2,000
01-2000-0-5825-2200-0000-0-0-00	EmployeeBenefit,Dental /	359,718	365,000	378,000	132,789	378,000
01-2000-0-5830-2300-0000-0-0-00	EmployeeBenefit,VisionA	101,430	101,000	102,000	44,220	102,000
01-2000-0-5834-2100-2110-0-0-00	EmployeeBenefit,HWCRe	*			10,900	*
01-2000-0-5834-2100-2110-1-0-00	EmployeeBenefit,HWCRe	456,828	460,000	460,000	109,612	460,000
01-2000-0-5834-2100-2110-2-0-00	EmployeeBenefit,HWCRe	119,828	239,000	239,000	14,994	239,000
01-2000-0-5834-2100-2120-0-0-00	EmployeeBenefit,HWCRe	123				*

! denotes Account has an expiration date

\* denotes missing Account

E denotes edited in BAE

Selection Grouped by Account Type, (Org = 9, Restricted? = Y, Control? = N, Object Digit = 0)



Budget02a

Budget History

**Model BR24-01 2024 Revised Budget**

FD-RESR-Y-OBJT-GOAL-FUNC-S-M-CC	Description	2022/23 Actual	2023/24 Original Budget	2023/24 Revised Budget	2023/24 Actual	2023/24 Model
---------------------------------	-------------	----------------	-------------------------	------------------------	----------------	---------------

Fund 01 - GeneralFund (continued)

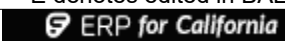
<b>Expense (continued)</b>						
01-2000-0-5834-2900-2120-0-0-00	EmployeeBenefit,HWCR	*	5,000	5,000	1,462	5,000
01-2000-0-5834-2900-2120-0-0-00	EmployeeBenefit,HWCR	142	*	*	*	*
01-2000-0-5835-2100-2300-0-0-00	EmployeeBenefit,HHInce	320	10,000	10,000		10,000
!01-2000-0-5836-2100-2110-1-1-00	EmployeeBenefit,HWCMi	719,196				*
!01-2000-0-5836-2100-2110-2-1-00	EmployeeBenefit,HWCMi	275,155				*
01-2000-0-5837-2100-2110-2-1-00	EmployeeBenefit,HWCMi	58,199				*
01-2000-0-5876-2100-2110-1-0-00	EmployeeBenefit,HWCCc	*	2,400-	2,400-	86-	2,400-
01-2000-0-5876-2100-2110-2-0-00	EmployeeBenefit,HWCCc	*	600-	600-	33-	600-
01-2000-0-5890-2200-0000-0-0-00	EmployeeBenefit,DentalC	5,237,197	5,290,000	5,653,000	2,006,061	5,653,000
01-2000-0-5891-2300-0000-0-0-00	EmployeeBenefit,VisionC	860,567	877,000	1,028,000	323,062	1,028,000
01-2000-0-5896-2200-0000-0-0-00	EmployeeBenefit,Change	5,161				*
01-2000-0-5897-2300-0000-0-0-00	EmployeeBenefit,Change	3,678				*
01-1000-0-6900-1000-0000-0-0-00	JPAAdministrat,Deprecia	1,829			1,524	*
01-2000-0-6900-2100-2110-1-0-00	EmployeeBenefit,Depreci	10,076	11,100	11,100	10,079	11,100
01-1000-0-7310-1000-0000-0-0-00	JPAAdministrat,Allocated	35,315-	325,300-	315,912-		315,912-
01-2000-0-7310-2000-0000-0-0-00	EmployeeBenefit,Allocate	*	30,000-	30,000-		30,000-
01-2000-0-7310-2100-0000-0-0-00	EmployeeBenefit,Allocate	*	234,100	219,612		219,612
01-2000-0-7310-2100-2110-0-0-00	EmployeeBenefit,Allocate	*	5,800-	5,800-		5,800-
01-2000-0-7310-2200-0000-0-0-00	EmployeeBenefit,Allocate	*	60,300	62,000		62,000
01-2000-0-7310-2300-0000-0-0-00	EmployeeBenefit,Allocate	*	20,600	24,000		24,000
01-2000-0-7310-2900-2120-0-0-00	EmployeeBenefit,Allocate	*	5,800	5,800		5,800
	<b>Total Expenditure</b>	<b>63,603,952</b>	<b>66,951,600</b>	<b>68,043,200</b>	<b>27,699,062</b>	<b>68,043,200</b>

<b>Summary</b>	<b>Starting Balance</b>	<b>5,207,124</b>	<b>4,283,425</b>	<b>4,975,091</b>	<b>4,975,091</b>	<b>4,975,091</b>
Fund 01 - GeneralFund	+ Revenues	64,097,112	66,603,800	67,669,200	27,975,233	67,669,200
	- Expenditures	63,603,952	66,951,600	68,043,200	27,699,062	68,043,200
	- Budgeted Reserves & Fund Balance	0	0	0	0	0
	<b>Unappropriated Balance</b>	<b>5,700,284</b>	<b>3,935,625</b>	<b>4,601,091</b>	<b>5,251,262</b>	<b>4,601,091</b>

Fund 02 - Prop and Liab

<b>Starting Balance</b>						
02- - - 9791- - - - -	,BeginningFdBal		2,420,000	2,142,434	2,142,543	2,142,434
02-3000-0-9791- - - - -	PropertyLiab,BeginningFc	900,142				
02-3000-0-9791-0000-0000-0-2-30	PropertyLiab,BeginningFc	1,337,400				*
	<b>Total Starting Balance</b>	<b>2,237,542</b>	<b>2,420,000</b>	<b>2,142,434</b>	<b>2,142,543</b>	<b>2,142,434</b>

! denotes Account has an expiration date \* denotes missing Account E denotes edited in BAE  
 Selection Grouped by Account Type, (Org = 9, Restricted? = Y, Control? = N, Object Digit = 0)



**Budget02a**

**Budget History**

**Model BR24-01 2024 Revised Budget**

FD-RESR-Y-OBJT-GOAL-FUNC-S-M-CC	Description	2022/23 Actual	2023/24 Original Budget	2023/24 Revised Budget	2023/24 Actual	2023/24 Model
---------------------------------	-------------	----------------	-------------------------	------------------------	----------------	---------------

Fund 02 - Prop and Liab (continued)

<b>Revenue</b>						
02- 3000- 0- 8660- 3000- 0000- 0- 0- 00	PropertyLiab,Interest,Unc	81,047	55,000	55,000	39,962	55,000
02- 3000- 0- 8662- 3000- - - -	PropertyLiab,AdjToFmvln	5,560-				*
02- 3000- 0- 8676- 3000- 0000- 0- 0- 00	PropertyLiab,Property&Li	3,819,456	4,819,000	4,942,665	4,942,665	4,942,665
!02- 3000- 0- 8699- 3000- 3100- 0- 0- 00	PropertyLiab,OtherIncom	*			986	*
	<b>Total Revenue</b>	<b>3,894,943</b>	<b>4,874,000</b>	<b>4,997,665</b>	<b>4,983,613</b>	<b>4,997,665</b>

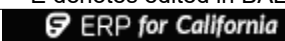
<b>Expense</b>						
02- 3000- 0- 4300- 3000- 3000- 0- 0- 00	PropertyLiab,OfficeSuppli		1,000	1,000		1,000
02- 3000- 0- 5201- 3000- 0000- 0- 0- 00	PropertyLiab,Conference	3,462	4,000	4,000	2,545	4,000
02- 3000- 0- 5210- 3000- 0000- 0- 0- 00	PropertyLiab,TravelNonC	107	600	600	486	600
02- 3000- 0- 5300- 3000- 0000- 0- 0- 00	PropertyLiab,Dues&Mem	150	200	200	300	200
02- 3000- 0- 5402- 3000- 0000- 0- 0- 00	PropertyLiab,StopLoss,Ul	3,256,754	3,779,000	4,017,706	4,017,706	4,017,706
02- 3000- 0- 5800- 3000- 0000- 0- 0- 00	PropertyLiab,OtherServic	30	500	500	60	500
02- 3000- 0- 5807- 3000- 0000- 0- 0- 00	PropertyLiab,Actuarial,Ur	8,200	9,000	9,000		9,000
02- 3000- 0- 5829- 3000- 0000- 0- 0- 00	PropertyLiab,P&LAdmin,l	25,000	25,000	25,000	6,250	25,000
02- 3000- 0- 5832- 3000- 3000- 0- 0- 00	PropertyLiab,SafetyInspe		44,500	44,500		44,500
02- 3000- 0- 5864- 3000- 3000- 0- 0- 00	PropertyLiab,SafetyCredi	7,501-				*
02- 3000- 0- 5879- 3000- 3100- 0- 0- 00	PropertyLiab,StopLossClk	325,770-			10,741-	*
02- 3000- 0- 5879- 3000- 3200- 0- 0- 00	PropertyLiab,StopLossClk				5,774,917-	*
02- 3000- 0- 5880- 3000- 3000- 0- 0- 00	PropertyLiab,CrimeRewa		10,000	10,000		10,000
02- 3000- 0- 5892- 3000- 0000- 0- 0- 00	PropertyLiab,P&LClaimsF	501,809	400,000	400,000	621,308	400,000
02- 3000- 0- 5892- 3000- 3100- 0- 0- 00	PropertyLiab,P&LClaimsF	325,770				*
02- 3000- 0- 5892- 3000- 3210- 0- 0- 00	PropertyLiab,P&LClaimsF				279,940	*
02- 3000- 0- 5892- 3000- 3220- 0- 0- 00	PropertyLiab,P&LClaimsF	7,394			5,420,612	*
02- 3000- 0- 5898- 3000- 0000- 0- 0- 00	PropertyLiab,ChangeInP&L	167,000				*
02- 3000- 0- 7310- 3000- 0000- 0- 0- 00	PropertyLiab,AllocatedAd	27,536	35,300	35,300		35,300
	<b>Total Expenditure</b>	<b>3,989,941</b>	<b>4,309,100</b>	<b>4,547,806</b>	<b>4,563,549</b>	<b>4,547,806</b>

<b>Summary</b>	<b>Starting Balance</b>	<b>2,237,542</b>	<b>2,420,000</b>	<b>2,142,434</b>	<b>2,142,543</b>	<b>2,142,434</b>
Fund 02 - Prop and Liab	+ Revenues	3,894,943	4,874,000	4,997,665	4,983,613	4,997,665
	- Expenditures	3,989,941	4,309,100	4,547,806	4,563,549	4,547,806
	- Budgeted Reserves & Fund Balance	0	0	0	0	0
	<b>Unappropriated Balance</b>	<b>2,142,544</b>	<b>2,984,900</b>	<b>2,592,293</b>	<b>2,562,607</b>	<b>2,592,293</b>

**Fund 03 - Work Comp**

<b>Revenue</b>						
----------------	--	--	--	--	--	--

! denotes Account has an expiration date \* denotes missing Account E denotes edited in BAE  
 Selection Grouped by Account Type, (Org = 9, Restricted? = Y, Control? = N, Object Digit = 0)



Budget02a

Budget History

**Model BR24-01 2024 Revised Budget**

FD-RESR-Y-OBJT-GOAL-FUNC-S-M-CC	Description	2022/23 Actual	2023/24 Original Budget	2023/24 Revised Budget	2023/24 Actual	2023/24 Model
<b>Fund 03 - Work Comp</b>						
<b>Revenue</b>						
03- 4000- 0- 8660- 4000- 0000- 0- 0- 00	Workers Comp,Interest,U	*			445	*
03- 4000- 0- 8679- 4000- 0000- 0- 0- 00	Workers Comp,Workers C	*		2,248,000	1,037,319	2,248,000
	<b>Total Revenue</b>	<b>0</b>	<b>0</b>	<b>2,248,000</b>	<b>1,037,764</b>	<b>2,248,000</b>
<b>Expense</b>						
03- 4000- 0- 4300- 4000- 0000- 0- 0- 00	Workers Comp,OfficeSup	*		500	63	500
03- 4000- 0- 5201- 4000- 0000- 0- 0- 00	Workers Comp,Conferen	*		500		500
03- 4000- 0- 5210- 4000- 0000- 0- 0- 00	Workers Comp,TravelNor	*		3,000	133	3,000
03- 4000- 0- 5408- 4000- 0000- 0- 0- 00	Workers Comp,WC to NE	*		2,239,000	728,965	2,239,000
03- 4000- 0- 5809- 4000- 0000- 0- 0- 00	Workers Comp,Fees,Und	*			1,196	*
03- 4000- 0- 5864- 4000- 0000- 0- 0- 00	Workers Comp,SafetyCre	*			77,868	*
03- 4000- 0- 7310- 4000- 0000- 0- 0- 00	Workers Comp,Allocated,	*		5,000		5,000
	<b>Total Expenditure</b>	<b>0</b>	<b>0</b>	<b>2,248,000</b>	<b>808,225</b>	<b>2,248,000</b>
<b>Summary</b>						
	<b>Starting Balance</b>	<b>0</b>	<b>0</b>	<b>0</b>	<b>0</b>	<b>0</b>
Fund 03 - Work Comp	<b>+ Revenues</b>	<b>0</b>	<b>0</b>	<b>2,248,000</b>	<b>1,037,764</b>	<b>2,248,000</b>
	<b>- Expenditures</b>	<b>0</b>	<b>0</b>	<b>2,248,000</b>	<b>808,225</b>	<b>2,248,000</b>
	<b>- Budgeted Reserves &amp; Fund Balance</b>	<b>0</b>	<b>0</b>	<b>0</b>	<b>0</b>	<b>0</b>
	<b>Unappropriated Balance</b>	<b>0</b>	<b>0</b>	<b>0</b>	<b>229,539</b>	<b>0</b>

**Fund 76 - Work Comp**

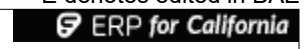
<b>Revenue</b>						
76- 4000- 0- 8660- 4000- 0000- 0- 0- 00	Workers Comp,Interest,U	160				*
76- 4000- 0- 8679- 4000- 0000- 0- 0- 00	Workers Comp,Workers C	2,309,798	2,248,000			*
	<b>Total Revenue</b>	<b>2,309,958</b>	<b>2,248,000</b>	<b>0</b>	<b>0</b>	<b>0</b>
<b>Expense</b>						
76- 4000- 0- 4300- 4000- 0000- 0- 0- 00	Workers Comp,OfficeSup		500			*
76- 4000- 0- 5201- 4000- 0000- 0- 0- 00	Workers Comp,Conferen	2,544	500			*
76- 4000- 0- 5210- 4000- 0000- 0- 0- 00	Workers Comp,TravelNor	213	3,000			*
76- 4000- 0- 5408- 4000- 0000- 0- 0- 00	Workers Comp,WC to NE	2,299,422	2,239,000			*
76- 4000- 0- 7310- 4000- 0000- 0- 0- 00	Workers Comp,Allocated,	7,779	5,000			*
	<b>Total Expenditure</b>	<b>2,309,958</b>	<b>2,248,000</b>	<b>0</b>	<b>0</b>	<b>0</b>

! denotes Account has an expiration date

\* denotes missing Account

E denotes edited in BAE

Selection Grouped by Account Type, (Org = 9, Restricted? = Y, Control? = N, Object Digit = 0)





Budget02a

Budget History

Model BR24-01 2024 Revised Budget						
FD-RESR-Y-OBJT-GOAL-FUNC-S-M-CC	Description	2022/23 Actual	2023/24 Original Budget	2023/24 Revised Budget	2023/24 Actual	2023/24 Model
Summary	Starting Balance	0	0	0	0	0
Fund 76 - Work Comp	+ Revenues	2,309,958	2,248,000	0	0	0
	- Expenditures	2,309,958	2,248,000	0	0	0
	- Budgeted Reserves & Fund Balance	0	0	0	0	0
	Unappropriated Balance	0	0	0	0	0

! denotes Account has an expiration date

\* denotes missing Account

E denotes edited in BAE

Selection Grouped by Account Type, (Org = 9, Restricted? = Y, Control? = N, Object Digit = 0)

